

Preexisting semantic representation improves working memory performance in the visuospatial domain

Mary Rudner¹ & Eleni Orfanidou^{2,3} & Velia Cardin^{1,2} & Cheryl M. Capek⁴ & Bencie Woll² & Jerker Rönnerberg¹

1. Linnaeus Centre HEAD and Swedish Institute for Disability Research, Department of Behavioural Sciences and Learning, Linköping University, Linköping, Sweden
2. Deafness, Cognition and Language Research Centre, University College London, London, UK
3. Department of Psychology, University of Crete, Rethymno, Greece
4. School of Psychological Sciences, University of Manchester, Manchester, UK

Abstract: Working memory (WM) for spoken language improves when the to-be-remembered items correspond to preexisting representations in long-term memory. We investigated whether this effect generalizes to the visuospatial domain by administering a visual n-back WM task to deaf signers and hearing signers, as well as to hearing nonsigners. Four different kinds of stimuli were presented: British Sign Language (BSL; familiar to the signers), Swedish Sign Language (SSL; unfamiliar), nonsigns, and nonlinguistic manual actions. The hearing signers performed better with BSL than with SSL, demonstrating a facilitatory effect of preexisting semantic representation. The deaf signers also performed better with BSL than with SSL, but only when WM load was high. No effect of preexisting phonological representation was detected. The deaf signers performed better than the hearing nonsigners with all sign-based materials, but this effect did not generalize to nonlinguistic manual actions. We argue that deaf signers, who are highly reliant on visual information for communication, develop expertise in processing sign-based items, even when those items do not have preexisting semantic or phonological representations. Preexisting semantic representation, however, enhances the quality of the gesture-based representations temporarily maintained in WM by this group, thereby releasing WM resources to deal with increased load. Hearing signers, on the other hand, may make strategic use of their speech-based representations for mnemonic purposes. The overall pattern of results is in line with flexible-resource models of WM.

Keywords: Working memory . Visuospatial . Sign language . Deafness . Semantic

Working memory (WM) is the cognitive capacity available for online processing and short-term storage of information (Baddeley, 2012; Ma, Husain, & Bays, 2014). It is limited to three or four items (Cowan, 2001), except when encoding can take place in relation to representations that are already established in long-term memory (Hulme, Maughan, & Brown, 1991). Indeed, the short-term store can accommodate as many as nine familiar words (Miller, 1956)—that is, items with preexisting representations in the mental lexicon—but considerably fewer nonwords (Hulme et al., 1991) or items that cannot be verbalized (Luck & Vogel, 1997). Long-term representations also influence short-term storage of nonwords, such that nonwords with a common phonological structure are more robustly represented than those that are more unusual (Gathercole, Frankish, Pickering, & Peaker, 1999). However, it is not known whether these semantic and phonological effects pertain exclusively to speech-based representations in the auditory domain, or whether they can be generalized to sign-based representations in the visuospatial domain. The main purpose of the present study was to investigate this.

Sign languages are natural languages in the visuospatial domain used by deaf communities (Sutton-Spence & Woll, 1999). They develop independently of the spoken languages that surround them and have a different grammatical structure (Emmorey, 2002). However, the sublexical structure of signed languages can be understood in terms similar to those used to describe the phonology of spoken languages (Sandler & Lillo-Martin, 2006). Spoken language phonology relates to a largely sequential

set of contrasts, manifest in the notion of minimal pairs—in which two words contrast in a single phonological element, such as the final consonants in words like *bag* and *bad*, or in rhyme. In signed languages, the less sequential phonological elements comprising the shape, movement, and location of the signing hands (Sandler & Lillo-Martin, 2006) give rise to minimal pairs consisting of two signs differing, for instance, in location only, such as in British Sign Language (BSL) *NAME* and *AFTERNOON*; see Fig. 1. Phonological processing tasks generate similar patterns of performance across the language modalities of sign and speech (Andin, Rönnerberg, & Rudner, 2014) and activate similar neural networks, suggesting at least some degree of amodal representation of phonology (MacSweeney, Waters, Brammer, Woll, & Goswami, 2008).

The Ease of Language Understanding (ELU) model of WM (Rönnerberg et al., 2013) proposes that WM in the service of communication is multimodal. Input to the system can be in any language modality, transmitted by any or several sensory modalities, and enters an episodic buffer (Rudner & Rönnerberg, 2008b) whose function is the rapid automatic multimodal binding of phonology. When the input can be smoothly matched to existing representations in long-term memory, language understanding is implicit and experienced as effortless. However, when there is a mismatch, language understanding becomes explicit and, depending on the individual cognitive capacity, may be experienced as effortful. Mismatch may arise either due to a range of problems with input to the cognitive system, including structural distortion and semantic distraction (Mattys, Davis, Bradlow, & Scott, 2012; Rudner & Lunner, 2014; Zekveld et al., 2011), or to nonexistent or degraded representations (Classon, Rudner, & Rönnerberg, 2013; Molander et al., 2013) in long-term memory. When explicit processing is brought into play, limited cognitive resources are devoted to processing, and thus storage limits become critical. This means that preexisting representation improves performance in two ways, by avoiding mismatch and by reducing the load involved in maintaining items without preexisting representations in WM. Evidence is accumulating to support the ELU model in the auditory/speech domain, and because this model accepts multimodal input, it is likely that similar phenomena may be observable for sign language (for a discussion, see Rudner, Toscano, & Holmer, 2015).

Indeed, previous research has shown, in support of the multimodal nature of the ELU model, that signers and speakers perform at similar levels on WM tasks presented either in their preferred language modality or in a format that is language modality neutral (Andin et al., 2013; Boutla, Supalla, Newport, & Bavelier, 2004; Rudner, Fransson, Ingvar, Nyberg, & Rönnerberg, 2007). However, there are differences between the neural organizations of WM for sign and speech, suggesting that at least partially different underlying mechanisms come into play when explicit WM processing is engendered—for example, when executive functions are engaged (Rudner et al., 2007) or load is high (Rönnerberg, Rudner, & Ingvar, 2004; for a review, see Rudner, Andin, & Rönnerberg, 2009). The main goal of the present study was to determine whether preexisting semantic and phonological representations in the sign-based mental lexicon improve WM performance in the visuospatial domain and whether such representations mitigate the effect of increasing memory load, in line with the predictions of the ELU model (Rönnerberg et al., 2013).

In order to achieve this goal, we manipulated preexisting representations using different materials and groups. Three groups took part in the experiment: two groups who were native users of BSL—deaf and hearing—and one hearing, sign-naïve group. We recruited both deaf and hearing signers to control for the effect of auditory deprivation, which has been shown to influence neural organization (Bavelier, Dye, & Hauser, 2006; Cardin et al., 2013). Because BSL users were recruited for the present study, the signs of BSL served as the familiar signs. Swedish Sign Language (SSL) is another well-documented European sign language that is mutually unintelligible with BSL. Thus, SSL signs were used as unfamiliar signs. Nonsigns were created by combining sign components in a manner that contravenes the principles of signed language phonology. Because there is evidence that nonsigners are sensitive to regularities in nonsigns (Wilson & Fox, 2007), we included a fourth kind of material that consisted of meaningless nonlinguistic manual actions, in the form of ball-catching events.

Other work has shown that such items can be successfully processed in WM by hearing nonsigners, despite the limited diversity of the motoric gestures involved (Rudner, 2015).



Fig. 1 British Sign Language (BSL) minimal pair. The BSL minimal pair NAME (left panel) and AFTERNOON (right panel) share a hand shape and movement, but differ in location

Because we wished to test WM for items with and without preexisting representations, we chose to use an n-back paradigm (Rudner, 2015). The n-back procedure avoids the need for articulation, which is likely to be better for items with preexisting representations than for those without, and this procedure has previously been used successfully to study WM for both sign language (Rudner et al., 2007; Rudner, Karlsson, Gunnarsson, & Rönnerberg, 2013) and gestures (Rudner, 2015). The n-back paradigm also allows for the parametric manipulation of WM load (Barch et al., 1997), enabling investigation of the potential interactions between load, material, and group.

We reasoned that sign language users have preexisting representations, comprising semantic and phonological information relating to their own sign language, that may bear phonological similarity to an unfamiliar sign language. Nonsigners, on the other hand, have no preexisting representations, with or without semantic or phonological information, relating to sign language. Thus, by comparing WM for familiar and unfamiliar sign languages in sign language users, we could isolate the effect of semantic information in preexisting representations, while no such effect should be found for nonsigners. Similarly, by comparing WM for unfamiliar signs and nonsigns in signers, we could isolate the potential effect of the phonological information in preexisting representations, and again no such effect should be found for nonsigners. Indeed, in nonsigners we should find no difference in WM performance between the two categories of lexical signs (familiar and unfamiliar), or between signs and nonsigns, since nonsigners have no preexisting representations with information concerning either the semantics or phonology of any of these categories of items. However, we also reasoned that the differences in motoric diversity relating to hand shape, position, and movement between nonsigns and nonlinguistic manual actions would lead to differences in WM performance for all three groups of participants, based on differences in the richness of representation and mutual salience. Furthermore, by definition, signers are expert at processing signs, and thus we expected them to have better WM performance than nonsigners with all three sign-related materials (Ericsson & Kintsch, 1995). On the basis of previous work showing better performance by deaf signers than by hearing nonsigners on a nonverbal visuospatial task (Corsi blocks: Geraci, Gozzi, Papagno, & Cecchetto, 2008; Orsini et al., 1987), we expected this effect, attributed to experience of sign language, to generalize in the present study to the nonlinguistic manual actions.

The main aim of the present study was to test whether the enhancement of WM capacity due to semantic and phonological representations in the mental lexicon in long-term memory can be generalized to sign-based representations in the visuospatial domain. We also investigated whether sign language experience generally improves WM for manual gestures, irrespective of semantic content or phonological structure. Furthermore, we studied whether sign language experience mitigates the effect of increasing WM load, as is predicted by the ELU model, and if so, whether any such interaction is influenced by preexisting semantic or phonological representations.

Specifically, we predicted that signers would perform better on the n-back task with familiar than with unfamiliar signs (semantic representation), and better with unfamiliar signs than with nonsigns (phonological representation), as well as better with nonsigns than with nonlinguistic manual actions (motoric diversity). We predicted no difference in performance between the different sign-based materials for non-signers, but we did predict that they would perform better with sign-based materials than with nonlinguistic manual actions (motoric diversity). At the same time, we predicted better performance for signers than for nonsigners on all materials, due to their experience with visuospatial information. We did not predict differences in performance between the two signing groups. Furthermore, we predicted that increasing memory load would reduce n-back performance for all groups, but that this effect would be mitigated by sign language experience, preexisting representation, and motoric diversity.

Method

Participants

The 68 participants belonged to three groups: deaf signers (DS), hearing signers (HS), and hearing nonsigners (HN). Both HS and DS groups were included to control for any effect of auditory deprivation. Group size was estimated on the basis of previous experience with mixed repeated measures designs—for instance, in Rudner, Davidsson, and Rönnerberg (2010). Details of the groups are shown in Table 1. The three groups did not differ in terms of age and nonverbal intelligence, measured using the *t* score of the block design scale from the WASI battery (Wechsler, 1999). All participants had completed secondary education. All of the HS had at least one deaf parent with whom they communicated in sign language and had been exposed to BSL before the age of 3 years. All but two of the DS had at least one deaf parent. One deaf signer with hearing parents had been exposed to BSL before the age of 3, and the other before the age of 5. The sign language fluency of the two signing groups was assessed using the BSL Grammaticality Judgment Test (Cormier, Schembri, Vinson, & Orfanidou, 2012). The signers had native or near-native proficiency in BSL—see Table 1. Because we were using SSL materials as semantically inaccessible but phonologically well-formed items (see below), we ensured that none of the participants was familiar with SSL. All of the participants gave their written informed consent, and this study was approved by the UCL ethics committee.

Materials

The stimulus set included four different types of material. We created three types of sign-based materials: lexical signs in BSL, lexical signs in SSL, and nonsigns. The fourth type of material consisted of images of the model catching a ball (nonlinguistic manual actions). These materials were constructed as follows.

BSL An initial set of about 100 signs that potentially fulfilled the criteria for BSL stimuli were selected from Vinson, Cormier, Denmark, Schembri, and Vigliocco (2008), which provides an inventory of BSL signs ranked with respect to age of acquisition (AoA), familiarity, and iconicity on the basis of average ratings obtained from 30 deaf BSL signers. Rankings were used for stimulus matching. In addition, complexity ratings were obtained from two deaf native BSL signers. The raters were asked to look at videos of the candidate signs, concentrating on the movements of the model's hands, and then to rate complexity on a scale of 0 to 4, based on first impressions. Each sign was viewed twice. Pearson's correlation was computed to determine the interrater reliability (IRR), $r = .49$, $p < .001$. Thus, the BSL material consisted of items that we have every reason to believe should correspond to existing semantic and phonological representations stored in the long-term memories of DS and HS, but not of HN.

SSL An initial set of about 100 SSL signs was selected from the Swedish Sign Language Dictionary (Hedberg et al. 2005). The inventories of contrastive hand shapes and locations differ somewhat between signed languages. However, only a small number of BSL hand shapes are not found in SSL,

and vice versa, and these tend to be rarely occurring hand shapes only found in a small number of signs. For example, a BSL hand shape made with the index and little fingers extended from the fist does not occur in SSL. However, only three signs with this hand shape are to be found in Brien's (1992) dictionary of BSL. This can be compared to 292 entries for the fist hand shape in BSL, and 213 in SSL. SSL was chosen for this study because, although the inventories of contrastive hand shapes, locations, and movements in SSL are highly similar to those of BSL, SSL is not generally familiar to BSL users, and the lexical similarity between the two sign languages is only 35% (Mesch, 2006), a figure indicating two historically unrelated sign languages (Woll, 1984).

Two deaf native signers of SSL ranked all items for AoA (IRR: $r = .80$, $p < .001$), familiarity (IRR: $r = .81$, $p < .001$), iconicity (IRR: $r = .89$, $p < .001$), and complexity (IRR: $r = .75$, $p < .001$), according to the principles used for the BSL sign ratings; two deaf native signers of BSL provided additional complexity ratings (IRR: $r = .77$, $p < .001$) and were asked whether any of the signs could be considered BSL signs. If a sign was considered to be a BSL sign by any of the judges, it was removed from the set. The remaining SSL signs were not lexical signs in BSL, and their semantic content was not transparent. Thus, the SSL material consisted of items that we have every reason to believe should correspond to existing phonological but not semantic representations stored in the long-term memories of DS and HS, but not of HN (i.e., they were possible signs of BSL).

Table 1 Participant information (standard deviations in parentheses)

	Native Signers of British Sign Language (BSL)				Nonsigners	
	Deaf		Hearing		HN	
	DS		HS		HN	
	<i>(N = 24, 10 women)</i>		<i>(N = 20, 16 women)</i>		<i>(N = 24, 17 women)</i>	
	<i>M</i>	<i>SD</i>	<i>M</i>	<i>SD</i>	<i>M</i>	<i>SD</i>
Age (years)	38	(13)	38	(14)	36	(13)
Nonverbal IQ (<i>t</i>)	62	(6)	61	(7)	61	(8)
BSL fluency (% correct)	83	(13)	80	(6)		

Nonsigns About 100 nonsigns were generated by deaf native BSL signers. Most of these nonsigns had previously been used in behavioral studies (Orfanidou, Adam, McQueen, & Morgan, 2009; Orfanidou, Adam, Morgan, & McQueen, 2010), but additional nonsigns were created specifically for the present study. The nonsigns were constructed so as to violate the phonological rules of BSL, and therefore were not phonologically well-formed (i.e., they were impossible signs). For example, some nonsigns had movements of both hands, but the hands had different hand shapes, or there was a change of location on the body with movement from a lower to a higher location (well-formed BSL signs that involve a change of location height must move from a higher to a lower location). Other nonsigns included those with an unusual place of contact on the signer's body—for example, a nonsign could occlude the signer's eye—or with an unusual place of contact on the signer's hand—for example, a hand shape with the index and middle fingers extended, but contact only between the tip of the middle finger and a location on the body. Complexity ratings were again obtained from native BSL signers, as above (IRR: $r = .32$, $p = .03$). Although statistically significant, the IRR coefficient for nonsign complexity is low. This may reflect the fact that the characteristics of the nonsigns were unusual. Thus, the nonsign material consisted of items that we have every reason to believe included existing phonological components, although they had neither semantic representations nor phonologically permissible combinations of the components (i.e., they were without a phonological representations), stored in the long-term memories of the DS and HS, but not of the HN.

Nonlinguistic manual actions This type of material consisted of the model catching a soft, bright green ball about 15 cm in diameter, thrown by an assistant to different locations proximal to the model's torso. This provided a control condition that included movements of the hands and arms to

a range of locations but with limited variation in hand shape. These stimuli were non-sign-based and nonlinguistic, being generated in a bottom-up manner in response to an external stimulus. Thus, we have no reason to believe that any of these items would correspond to linguistic representations stored in the long-term memories of any of the participants.

Stimulus set A final set of 45 unique items was selected for each of the four types of material—that is, 180 items in all. The three categories of sign-based material were selected for similar AoA, familiarity, iconicity (lexical signs only), and complexity (based on the BSL signers’ ratings). A univariate analysis of variance (ANOVA), in which Stimulus Type (BSL and SSL, plus nonsigns only for the complexity analysis) was entered as the fixed factor, and familiarity, iconicity, AoA, and complexity were entered as the dependent variables, showed no significant differences between the different materials [familiarity, $F(1, 88) = 2.9, p = .09$; iconicity, $F(1, 88) = 3.1, p = .08$; AoA, $F < 1$; complexity, $F < 1$]. Importantly, there was no difference in rated complexity, despite the low IRR for nonsigns. Table 2 summarizes the characteristics of the sign-based materials, Appendix A lists the BSL and SSL signs, and Appendix B lists the nonsigns. The selection ensured that a wide range of hand shapes, movements, and locations were represented in a balanced manner over sign-based categories and that the nonlinguistic manual actions were performed over a broad range of locations.

The final set of stimulus items was recorded in a studio environment using a digital high-definition camera. The signing was produced by a male deaf native signer of German Sign Language who was unfamiliar with either BSL or SSL. He was dressed in black and visible from the hips to above the head, against a blue background. All items were signed with comparable ease, speed, and fluency; no mouthing was used. The items were modeled individually, and thus there were no transitional movements between forms. The videos of the individual items were between 2 and 3 s long. The mean durations of the stimuli were as follows: BSL, 2.77 s; SSL, 2.68 s; nonsigns, 2.75 s; nonlinguistic manual actions, 2.55 s. A univariate ANOVA in which Material was entered as fixed factor and duration as the dependent variable showed a significant effect of material on duration, $F(3, 180) = 4.481, p = .005$. Pairwise comparisons showed that the duration of the nonlinguistic manual actions was significantly shorter than the durations of both the BSL signs, $p = .001$, and the nonsigns, $p = .004$, and that the nonlinguistic actions tended to be shorter than the SSL signs, $p = .053$. We found no other significant differences in duration between the material types, all $ps > .16$. Since the model was not a native user of either BSL or SSL, all of the sign-based materials were equally Baccented.^

Table 2 Material information (mean ratings, with standard deviations in parentheses)

Material	Familiarity		AoA		Iconicity		Complexity	
	Mean	SD	Mean	SD	Mean	SD	Mean	SD
BSL	5.5	(0.8)	8.9	(2.9)	2.9	(1.4)	2.1	(0.9)
SSL	5.9	(1.3)	8.9	(3.4)	3.6	(2.1)	2.1	(0.9)
<u>Nonsigns</u>	n/a		n/a		n/a		2.4	(0.7)

Familiarity and iconicity ratings are based on a scale from 1 to 7; age of acquisition (AoA) is based on a scale from 0 to 17 years or older; and complexity ratings are based on a scale from 1 to 4

Task and design

We used an n-back task, in which WM load was systematically varied by manipulating n (one, two, three). All tasks were administered using the DMDX software (Forster & Forster, 2003). Two different lists of each type of material were constructed for each of the three versions of the task (one-back, two-back, three-back). Each list included 45 items that were arranged so that there would be 16 or 17 correct Byes^ responses, in accordance with the task description, but no more than four correct Byes^ responses or six correct Bno^ responses in a row. Each item could be

repeated up to three times, and five lures were also included in each of the lists.

The participants were instructed to make a Byes[^] response when the video currently being shown exactly matched the last video in the sequence (one-back), the last-but-one video in the sequence (two-back), or the video three steps back in the sequence (three-back). Otherwise, a Bno[^] response was required. The responses were given by pressing the appropriate button on a two-button box. The Byes[^] responses were given with the participant's preferred hand. All of the participants performed all three versions of the task (n back: one, two, three) with one list of each of the materials. Lists and task order were balanced across participants within groups, and material order was randomized within each task. Responses were collected by buttonpress, and *d'* (Stanislaw & Todorov, 1999) was calculated. Because of the near-ceiling performance for the one-back task with sign-based stimuli, these *d'* scores were arcsine-transformed into radians to provide for a more normal distribution (Studebaker, 1985). The arcsine-transformed scores were used in all analyses. The time between stimulus onsets was 4 s, and the participants were given 3.5 s to respond.

Results

The overall pattern of performance on the n-back task is shown in Table 3.

Effect of semantic representation and interaction with load

The effect of semantic representation and its interaction with load were determined by computing a 2 × 3 × 3 mixed repeated measures ANOVA, with two within-participants factors, Type of Material (BSL, SSL) and Load (one-back, two-back, three-back), and one between-participants factor, Group (DS, HS, HN). The analysis revealed main effects of all three factors: material, $F(1, 65) = 6.07$, $MSE = .05$, $p = .016$, partial eta-squared (η^2) = .09; load, $F(2, 130) = 49.43$, $MSE = .09$, $p < .001$, $\eta^2 = .43$; and group, $F(2, 65) = 9.97$, $MSE = .22$, $p < .001$. The predicted two-way interaction between material and group was marginally significant, $F(2, 65) = 2.87$, $p = .06$ (see Fig. 2), as was the predicted three-way interaction, $F(4, 130) = 1.55$, $p = .19$. None of the interactions was statistically significant.

Table 3 Mean *d'* scores and arcsine-transformed scores and standard deviations for all groups under all conditions

Group	<i>n</i>	BSL				SSL				<u>Nonsigns</u>				Nonlinguistic			
		<i>d'</i>		Arcsine		<i>d'</i>		Arcsine		<i>d'</i>		Arcsine		<i>d'</i>		Arcsine	
		Mean	<i>SD</i>	Mean	<i>SD</i>	Mean	<i>SD</i>	Mean	<i>SD</i>	Mean	<i>SD</i>	Mean	<i>SD</i>	Mean	<i>SD</i>	Mean	<i>SD</i>
One-Back																	
DS	24	3.48	0.54	1.14	0.30	3.63	0.49	1.26	0.31	3.67	0.36	1.26	0.27	2.36	0.56	0.64	0.18
HS	20	3.76	0.32	1.33	0.26	3.57	0.39	1.17	0.25	3.74	0.30	1.30	0.25	2.49	0.55	0.68	0.18
HN	24	3.22	0.90	1.05	0.39	3.15	0.90	1.03	0.41	3.40	0.82	1.16	0.40	2.29	0.73	0.63	0.24
Total	68	3.47	0.67	1.16	0.34	3.44	0.67	1.15	0.35	3.59	0.57	1.23	0.31	2.37	0.62	0.65	0.20
Two-Back																	
DS	24	3.44	0.76	1.15	0.35	3.53	0.41	1.15	0.26	3.48	0.46	1.14	0.29	1.71	0.73	0.45	0.21
HS	20	3.36	0.51	1.08	0.31	3.10	0.71	0.98	0.36	3.26	0.54	1.02	0.29	1.63	0.75	0.43	0.21
HN	24	2.80	0.86	0.83	0.33	2.76	0.91	0.85	0.40	2.95	0.89	0.88	0.32	1.70	0.97	0.46	0.29
Total	68	3.19	0.78	1.02	0.36	3.13	0.77	0.99	0.36	3.23	0.69	1.01	0.32	1.68	0.82	0.45	0.23
Three-Back																	
DS	24	3.21	0.63	1.01	0.32	2.82	0.59	0.81	0.22	2.98	0.58	0.87	0.22	1.51	0.63	0.39	0.18
HS	20	3.03	0.53	0.89	0.23	2.77	0.53	0.78	0.19	2.82	0.58	0.80	0.20	1.18	0.47	0.30	0.13
HN	24	2.39	0.92	0.69	0.33	2.40	0.80	0.66	0.24	2.55	0.68	0.72	0.23	1.11	0.62	0.28	0.16
Total	68	2.87	0.80	0.86	0.33	2.66	0.67	0.75	0.23	2.78	0.63	0.80	0.23	1.27	0.60	0.33	0.16

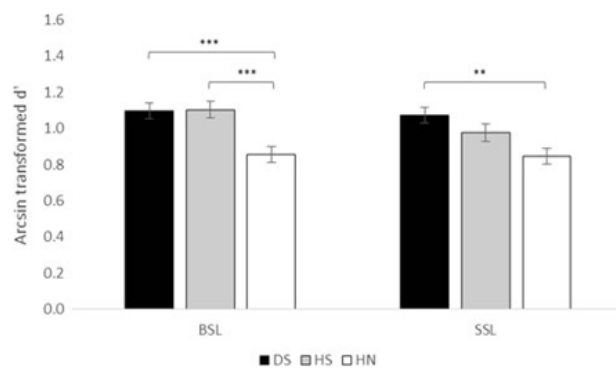


Fig. 2 Interaction between material (BSL, Swedish Sign Language [SSL]) and group (deaf signers [DS], hearing signers [HS], hearing nonsigners [HN]). Error bars show standard errors for the individual conditions and groups. ** $p < .01$, *** $p < .001$

The predicted interactions were investigated by computing separate ANOVAs for each of the groups. Contrary to our prediction, no statistically significant main effect of material emerged for DS, $F(1, 23) = .57$, $MSE = .04$, $p = .46$. However, there was a statistically significant main effect of load for this group, $F(2, 46) = 13.27$, $MSE = .09$, $p < .001$, as well as a statistically significant interaction between material and load, $F(2, 46) = 3.52$, $MSE = .09$, $p = .04$. Separate ANOVAs for each of the materials showed a significant main effect of load with SSL, $F(2, 46) = 23.41$, $MSE = .06$, $p < .001$, $\eta^2 = .50$, but not for BSL, $F(2, 46) = 1.23$, $MSE = .12$, $p = .30$, $\eta^2 = .05$. Further investigation of the Material \times Load interaction using paired-samples two-tailed t tests, adjusted for multiple comparisons, showed significantly better performance with BSL than with SSL when WM load was high, at $n = 3$, $t(23) = 3.03$, $p = .02$, but no difference at $n = 1$, $t(23) = 1.47$, $p = .46$, or $n = 2$, $t(23) = 0.08$, $p = 1$; see Fig. 3.

For HS, we found a statistically significant main effect of material, revealing significantly better performance with BSL than with SSL, $F(1, 19) = 11.38$, $MSE = .04$, $p = .003$, in line with our prediction. A statistically significant main effect of load also emerged, $F(2, 38) = 27.05$, $MSE = .06$, $p < .001$, but no statistically significant interaction, $F(2, 38) = 0.16$, $MSE = .05$, $p = .85$. For HN, there was no statistically significant main effect of material, $F(1, 23) = 0.03$, $MSE = .06$, $p = .87$, in line with our prediction. We did observe a statistically significant main effect of load for HN, $F(2, 46) = 15.00$, $MSE = .11$, $p < .001$, but no statistically significant interaction with material, $F(2, 46) = 0.08$, $MSE = .08$, $p = .92$.

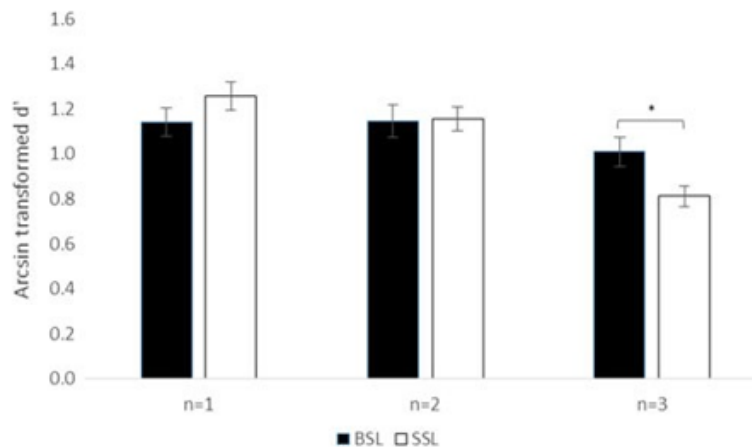


Fig. 3 Statistically significant interaction between load and material (BSL, SSL) for deaf signers. Error bars show standard errors for the individual conditions. * $p < .05$

Further investigation of the predicted two-way interaction between material and group, computing separate ANOVAs for BSL and SSL, revealed significant main effects of group for both BSL, $F(2, 65) = 10.77$, $MSE = .13$, $p < .001$, and SSL, $F(2, 65) = 6.79$, $MSE = .14$, $p = .002$. With BSL, the performance of DS was significantly higher than that of HN, mean difference (MD) = .25, $p < .001$, and the performance of HS was also significantly higher than that of HN, MD = .25, $p < .001$, but we found no difference in performance between DS and HS, MD = .01, $p = 1$. This pattern of between-group differences was as predicted. With SSL, the performance of DS was significantly higher than that of HN, MD = .23, $p = .001$, as predicted. However, while there was no difference in performance between DS and HS, MD = .10, $p = .41$, the difference in performance between HS and HN, MD = .13, $p = .15$, also did not reach significance.

Effect of phonological representation and interaction with load

The effect of phonological representation and its interaction with load were determined by computing a $2 \times 3 \times 3$ mixed repeated measures ANOVA, with two within-participants factors,

Material (SSL, nonsigns) and Load (one-back, two-back, three-back), and one between-participants factor, Group (DS, HS, HN). The analysis revealed main effects of all three factors: material, $F(1, 65) = 4.71$, $MSE = .06$, $p = .034$, $\eta^2 = .07$; load, $F(2, 130) = 77.07$, $MSE = .08$, $p < .001$, $\eta^2 = .54$; and group, $F(2, 65) = 7.04$, $MSE = .20$, $p = .002$, $\eta^2 = .18$. The predicted two-way interaction between material and group was not significant, $F(2, 65) = 0.61$, $p = .55$, nor was the predicted three-way interaction, $F(4, 130) = 0.48$, $p = .75$.

The predicted two-way interaction between material and group was investigated by computing separate ANOVAs for each of the groups. Contrary to our prediction, we observed no statistically significant main effect of material for DS, $F(1, 23) = 0.19$, $p = .67$, or HS, $F(1, 19) = 2.15$, $p = .16$, and the tendency observed for HN, $F(1, 23) = 2.95$, $p = .10$, showed marginally better performance with

nonsigns than with SSL. Further investigation of the interaction, computing a separate ANOVA for nonsigns, revealed a statistically significant main effect of group, $F(2, 65) = 4.44$, $MSE = .55$, $p = .016$. Bonferroni-adjusted pairwise comparisons showed a statistically significant difference in performance with nonsigns between DS and HN, $MD = .17$, $p = .015$, but not between HS and HN, $MD = .12$, $p = .16$, or between DS and HS, $MD = .05$, $p = 1$. Investigation of the three-way interaction, computing separate ANOVAs for nonsigns for each of the three groups, showed significant main effects of load for all three groups ($ps < .001$ for all tests).

Effect of motoric diversity and interaction with load

The effect of motoric diversity and its interaction with load were determined by computing a $2 \times 3 \times 3$ mixed repeated measures ANOVA, with two within-participants factors, Material (nonsigns, nonlinguistic manual actions) and Load (one-back, two-back, three-back), and one between-participants factor, Group (DS, HS, HN). The analysis revealed statistically significant main effects of material, $F(1, 65) = 511.69$, $MSE = .06$, $p < .001$, $\eta^2 = .89$, and load, $F(2, 130) = 102.40$, $MSE = .05$, $p < .001$, $\eta^2 = .61$, but the effect of group was only marginal, $F(2, 65) = 2.97$, $MSE = .13$, $p = .059$, $\eta^2 = .18$. The two-way interaction between material and load was significant, $F(2, 130) = 3.81$, $p = .03$, reflecting the fact that the negative effect on performance of increasing load was greater for nonsigns than for nonlinguistic manual actions, probably due to a floor effect at high load with nonlinguistic manual actions, despite significant differences between all levels of load (all $ps < .001$); see Fig. 4. The predicted two-way interaction between material and group was marginally significant, $F(2, 65) = 3.02$, $p = .06$; see Fig. 5. Investigation of this interaction, with an ANOVA including nonlinguistic manual actions only, showed no significant main effect of group, $F(2, 65) = 0.39$, $p = .68$, reflecting the fact that the effect of group found for nonsigns did not generalize to nonlinguistic manual actions. The two-way interaction between group and load was not significant, $F(4, 130) = 1.08$, $p = .37$, and neither was the three-way interaction, $F(4, 130) = 1.20$, $p = .32$.

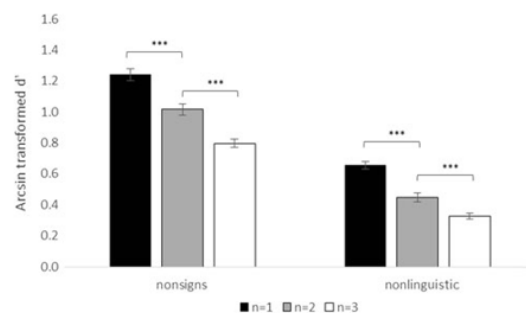


Fig. 4 Two-way interaction between material (nonsigns, nonlinguistic manual actions) and load. Error bars show standard errors for the individual conditions

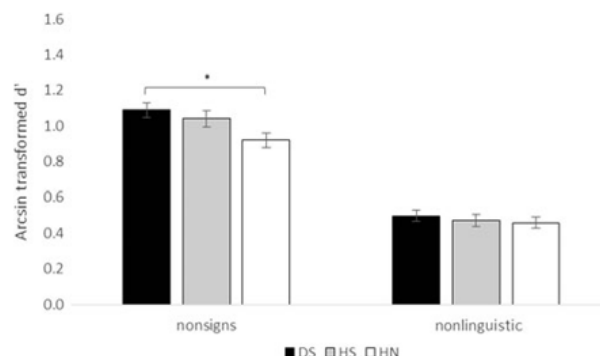


Fig. 5 Interaction between material (nonsigns, nonlinguistic manual actions) and group. Error bars show standard errors for the individual conditions and groups. * $p < .05$

Discussion

The main aim of the present study was to investigate whether WM in the visuospatial domain is improved by preexisting semantic and phonological representations in long-term memory in a manner similar to WM for speech-based language (Gathercole et al., 1999; Hulme et al., 1991). We also investigated whether differences in motoric diversity influence WM for manual gestures. Furthermore, we investigated whether sign language experience generally improves WM for manual gestures and whether sign language experience, preexisting representation, and motoric diversity mitigate the effect of increasing WM load, as is predicted by the ELU model.

Effect of preexisting semantic representation

HS performed better with BSL than with SSL stimuli, in line with our prediction, supporting the notion that preexisting semantic representation improves WM performance in the visuospatial domain. We found evidence of a similar effect for DS, but only when WM load was high. Thus, the effect of preexisting semantic representation seems to play out differently for the two signing groups, possibly indicating the use of different strategies. HS have access to representations in two language modalities, sign and speech. Hall and Bavelier (2011) showed that the short-term recall performance of sign–speech bilinguals increases when they are instructed to silently mouth the spoken equivalents of to-be-remembered items presented in sign language. This applied even with signed recall. Thus, for individuals who have well-established speech-based representations, it may be more efficient to recode signs they know into their spoken equivalents, in order to retain them in WM, than to process sign-based representations. However, it is possible that this strategy is less effective, or even counter-productive, for unfamiliar signs that do not have an existing semantic representation.

Deafness restricts access to spoken language and makes it hard to develop speech-based representations. Thus, as compared to HS, DS are likely to be more reliant on sign-based representations during WM processing. The results of the present study indicate that DS process familiar and unfamiliar signs just as successfully in WM when load is low or moderate, but also suggest that when load is high, preexisting semantic representation facilitates WM processing also for DS. This finding is in line with flexible-resource models of WM that propose that the quality rather than the quantity of WM representations determines performance (Ma et al., 2014). We suggest that for DS, preexisting semantic representations enhance the quality of the representations temporarily maintained in WM, thus releasing WM resources to deal with increased load. This may become particularly important when the quantity of items is large. Such an interpretation is in agreement with the ELU model (Rönnberg et al., 2013), which states that when preexisting representations cannot be activated due to a mismatch with the input, explicit processing demands increase. Here we see the opposite effect: When the matching process is enhanced because preexisting semantic representations are available, the effect of load is decreased. This supports the notion that the ELU model can explain phenomena related to sign language processing, and thus has cross-modal validity. Because DS performed relatively well even at the highest load level tested in the present study, future work should investigate the effect of preexisting semantic representation at even higher levels of WM load.

We found no significant difference in performance between DS and HS with any of the materials, suggesting that even if different strategies were used, they did not differ in efficiency. However, the findings of the present study also suggest that the representational benefit of recoding familiar signs as words, identified by Hall and Bavelier (2011), is restricted to the population they tested, HS, but can be generalized across speech–sign pairs from American English–American Sign Language, tested in their study, to British English–BSL, tested here.

No effect of preexisting phonological representation

Because the forms of signs are sometimes visually motivated (iconic) in sign language (Thompson, Vinson, Woll, & Vigliocco, 2012), the formally contrastive elements in phonology often carry meaning. For example, signs may depict the perceptual features of an object, such as an airplane's wings; action-based features, such as drinking; or action location, such as the head for thinking (BSL examples; Thompson et al., 2012). This means that the signs of an unfamiliar sign language that are not lexicalized in a particular signer's own language, or even nonsigns, may nonetheless bear semantic information. Thus, the comparison of WM for familiar versus unfamiliar signs in the present study is a conservative test of the influence of semantic information on WM processing. By the same token, any semantic influence at play during phonological processing would have tended to enhance performance with unfamiliar signs relative to nonsigns, rendering the comparison of SSL to nonsigns a liberal test of the effect of preexisting phonological representation. Because we observed no difference in performance between SSL and nonsigns for either of the signing groups in the present study, we found no evidence of an effect of preexisting phonological representation. The absence of a phonology-related effect in the present results was all the more surprising because a wealth of evidence has suggested that phonological representation is an important factor in WM processing. Indeed, WM capacity has been shown to be influenced by a range of factors relating to phonology. These include not only phonological similarity, but also the length of to-be-remembered items, as well as articulatory suppression (Baddeley, 2012), and some evidence suggests similar effects for sign language (for a review, see Wilson, 2001). Effects of formational similarity have also been found for nonsigns (Wilson & Fox, 2007) and for meaningless gestures (Rudner, 2015).

However, other work has shown that the effects of phonological similarity on WM for sign language can be elusive (Rudner & Rönnerberg, 2008a), despite effects of semantic category (Rudner et al., 2010; Rudner & Rönnerberg, 2008a). In- deed, in a recent study, the researchers showed that although deaf users of SSL displayed an effect of phonological similarity on the short-term store, as measured by digit span, this effect did not generalize to digit-based WM, as measured by operation span, and when the same experiment was performed with deaf users of BSL, no clear effect of phonological similarity was discernible for either the short-term store or WM (Andin et al., 2013). Since the versions of both digit span and operation span used in Andin et al.'s (2013) study required the recoding of printed stimuli to the preferred language modality, it was argued that the difference in the patterns of effects between the users of these two sign languages could be explained by a greater emphasis on sign-based deaf education in Sweden versus a bias toward oral education for deaf children in the UK. This explanation is supported by evidence that speech-based phonology influences memory performance in British deaf individuals (Conrad, 1972; MacSweeney, Campbell, & Donlan, 1996), whereas we know of no evidence of phonological similarity relating to BSL influencing recall. Despite the lack of any previous evidence of a sign- phonology effect on memory performance in BSL users, this group has been shown to display an awareness of the phono- logical structure of their language (MacSweeney et al., 2008), and because all items were presented as manual actions in the present study, the phonological structure of the SSL signs was clearly visible. It is possible that in the present study the nonsigns were more perceptually salient than the SSL signs, supporting WM encoding and thus counteracting any phonological benefit. This interpretation receives some support from the tendency for our nonsigners to perform better with nonsigns than with SSL. However, because there was no statistically significant difference in the rated complexities of the different sign-based manual gestures, this is not our preferred interpretation. Instead, we suggest that a parsimonious explanation of the significant effect of semantic representation on n-back WM performance, combined with no effect of phonological representation, is that semantic, but not phonological, information was used in determining the n-back match. Although previous work has shown an effect of speech-based phonological similarity on performance on an n-back task, imaging results suggested that the phonological similarity among items presented during an n-back task led to strategic disengagement of executive and language functions in the face of distracting information (Sweet et al., 2008), possibly leading to less distinct representations of items in terms of their phonological content (Rudner, 2015) when this information was not explicitly required for solving the task (Rudner et al., 2013). It is possible that phonological information is systematically suppressed during n-back processing when it does not specifically contribute to the task solution, which in this case required determining whether items were identical. Another possible explanation

that should be entertained is the specific lack of a form-based effect for sign language processing. Future work should investigate this by manipulating the type of task and phonological demands.

Effect of sign language experience

We predicted better performance overall for signers than for nonsigners, due to experience with visuospatial information. We found that DS performed better than HN with all of the sign-based materials, but HS only performed better than HN with BSL. The relatively high performance of nonsigners overall is in line with other recent work showing that individuals with no experience of sign language can successfully perform an n-back WM task on the basis of lexical signs (Rudner et al., 2015). This could be explained by an ad-hoc, quasi-phonological processing strategy capitalizing on existing motor representations. Indeed, such an interpretation is in line with results showing an effect of formational similarity on WM for nonsigns (Wilson & Fox, 2007). At any rate, the pattern of results in the present study does not support the notion that sign language experience alone facilitates WM processing of sign-based materials. However, it does indicate that a reliance on visual information due to deafness, combined with sign language experience, facilitates WM processing of sign-based materials. It also suggests that when HS have preexisting semantic representations of sign-based items, they may be able to adopt a mnemonic strategy that allows them to outperform HN. This further supports the notion that HS, who have ready access to speech-based representations, may use these strategically during WM processing (Hall & Bavelier, 2011). Sign language experience does not enhance WM for nonlinguistic manual actions

Our results showed the predicted poorer n-back performance with nonlinguistic manual actions than with nonsigns across the groups. Our prediction was based on motoric diversity in relation to hand shape, position, and movement, allowing for richer and better-differentiated manual representations. The shorter duration of the nonlinguistic stimuli possibly also reflected reduced information for these items. However, it should be noted that stimulus length did not influence the timing of the WM task, and thus did not confound the effect of load. We predicted that the effect of load would be smaller for nonsigns than for nonlinguistic manual actions, but this was not the case.

Furthermore, we did not find the predicted effect of sign language experience facilitating WM performance with non-linguistic manual actions for either of the signing groups. This finding suggests that the better visuospatial processing for DS than for HN (Geraci et al., 2008) with the Corsi block task does not generalize to nonlinguistic manual actions when the task does not require spatial processing. However, it does support the notion that nonsigners capitalize on existing motor representations during a gesture-based WM task, even when the to-be-remembered items are nonlinguistic manual actions, in line with the findings of Rudner (2015). We suggest that WM is adapted to the storage and processing of linguistic items, even when those items are gesture-based and in the visuospatial modality. This may be due to the systematic rhythmic motor patterns inherent in those items activating aspects of existing phonological representations at an abstract level that transcends modality, or simply to the mutual distinctiveness between the motor patterns of linguistic items, but nonetheless it supports the notion of multimodal models of WM such as the ELU (Rönnberg et al., 2013).

Conclusion

We found no evidence that preexisting phonological representation improves WM in the visuospatial domain. However, we did find some evidence that preexisting semantic representation improves visuospatial WM. In particular, performance was better with BSL than with SSL for hearing BSL signers, demonstrating a facilitatory effect of preexisting semantic representation. Performance was also better with BSL than with SSL for deaf BSL signers, but only when WM load was high. This suggests that preexisting semantic representation mitigated the effect of increasing WM load for this group, possibly by enhancing the quality of the gesture-based representations temporarily

maintained in WM, thereby releasing WM resources to deal with increased load, in line with the ELU model (Rönnerberg et al., 2013). The difference in the effect of preexisting semantic representation for DS and HS suggests different underlying mechanisms, possibly reflecting reliance on visuospatial processing in DS and automatic access to speech-based representations in HS. Furthermore, the DS performed better than hearing nonsigners with all sign-based materials, although this effect did not generalize to nonlinguistic manual actions. We argue that DS, who are highly reliant on visual information for communication, develop expertise in processing sign-based items, even when those items do not have preexisting semantic or phonological representations.

Author note The authors thank Lena Davidsson, Lena Kästner, Tom Rowley, and Viktor Werner for help with material preparation, as well as Sally Reynolds for assistance with data collection. This project was supported by a grant from Riksbankens jubileumsfond (No. P2008-0481:1-E) to M.R., and B.W. is supported by grants from the Economic and Social Research Council of Great Britain (Nos. RES-620-28-6001 and RES-620-28-0002).

Appendix A: Signs—BSL and SSL

BSL			SSL			
Sign	Type	Parts	Sign	English Name	Type	Parts
amazed	2S	1	äcklig	disgusting	1L	1
argue	2S	1	afton	evening	1L	1
bank	2AS	1	ambitiös	ambitious	2S	1
believe	1L/ 2AS	2	anställd	employee	2S	1
biscuit	1L	1	april	April	1L	1
can't-be-bothered	1L	1	avundssjuk	envious	1L	1
castle	2S	1	bakelse	fancy pastry	2AS	1
cheese	2AS	1	bättre	better	1L	1
cherry	1L	1	bedrägeri	fraud	1L	1
chocolate	1L	1	beröm	praise	1L/ 2AS	2
church	2S	1	bevara	keep	2S	1
cook	2S	1	billig	cheap	10	1
copy	2AS	1	blvg	shy	1L	1
cruel	1L	1	böter	fine	2AS	1
decide	1L/ 2AS	2	bråk	trouble	2S	1
dog	10	1	broms	brake	2S	1
drill	2AS	1	cognac	brandy	10	1
DVD	2AS	1	farfar	grandfather	1L	1
easy	1L	1	filt	rug	2AS	2
evening	1L	1	final	final	2AS	1
February	2S/2S	2	historia	history	10	1
finally	2S	1	Indien	India	1L	2
finish	2S	1	kakao	cocoa	1L/10	2
fire	2S	1	kalkon	turkey (bird)	1L	1
towel	1L	2	korv	sausage	2AS	1
give-it-a-try	1L	1	kväll	evening	2AS	1
helicopter	2AS	1	lördag	Saturday	10	1
horrible	1L	1	modig	brave	2S	1
house	2S	2	modig	brave	1L	2
ice-skate	2S	1	partner	partner	2S	1
luck	1L	1	pommes	French fries	2S	1
responsibility	2S	1	rektor	headmaster	1L	2
silver	2S	1	rövare	robber	2AS	1
sing	2S	1	sambo	cohabitant	1L/ 2AS	2
strawberry	1L	1	service	service	2AS	1
strict	1L	1	soldat	soldier	2S	1
subtitles	2S	1	strut	cone	2AS	1
theatre	2AS	1	svamp	mushroom	2AS	1
Thursday	2AS	2	sült	jam	1L	1
tree	2AS	1	tända	ignite	2AS	1
trophy	2S	1	välling	gruel	1L	1
wait	2S	1	varmare	hotter	1L	1
Wales	10	1	verkstad	workshop	10/ 2AS	2
work	2AS	1	ynare	younger	1L	1
worried	2S	1	yoghurt	yoghurt	1L	1

BSL: British Sign Language signs not lexicalized in SSL.

SSL: Swedish Sign Language signs not lexicalized in BSL.

Types of signs: 10, one-handed sign not in contact with the body; 1L, one-handed sign in contact with the body (including the nondominant arm); 2S, symmetrical two-handed sign, both hands active and with the same hand shape; 2AS, asymmetrical two-handed sign, one hand acting on the other hand—hand shapes may be the same or different. Parts: 1 = one part/one syllable; 2 = two parts/two syllable.

Appendix B: Nonsigns

ID	Type	Parts	OddFeature(s)
1	2AS	1	point of contact
4	1L	2	hand shape change + higher second location
5	2AS	1	location
6	2S	1	two different hand shapes
7	2AS	1	point of contact
8	2S	1	orientation
9	2AS	1	location
12	2S	1	location
13	2S	1	hand shape
14	1L	1	point of contact
15	2AS	1	hand shape
17	1L	1	hand shape, location + upward movement
21	1L	1	point of contact
23	1L	1	orientation change
24	1L	1	contralateral location
27	2S	1	location change
30	1L/1L/ 10	3	contralateral location, three distinct parts
34	2AS	1	point of contact + two different hand shapes
36	1L	1	contralateral location on head
37	2AS	1	point of contact
39	1L	1	contralateral location on shoulder + orientation <u>change</u>
41	1L	1	location + hand shape change
43	1L	1	location change
47	1L	1	point of contact
50	1L	1	low location, hand shape change
51	1L	1	point of contact
52	1L	2	location + hand shape change
53	1L	1	upward movement
54	1L	1	location
55	2S	1	point of contact
58	1L	1	point of contact
61	2S	1	two different hand shapes + point of contact
62	1L	1	point of contact
64	2AS	1	point of contact
68	1L	2	hand shape change
71	1L	2	location change, hand shape change
73	1L	2	point of contact
81	1L	1	point of contact
83	1L	1	hand shape change
85	1L	1	movement
89	2S	2	location change + upward movement
93	2S	1	change to different hand shapes
96	2S	2	location change
98	1L	2	two hand shape changes
99	1L	2	hand shape change + location change
102	1L	2	location change + upward movement
103	1L	2	location change + hand shape change

Nonsigns: Sign-like items that are signs of neither BSL nor SSL and that violate the phonotactic rules of both languages. Types of signs: 10, one-handed sign not in contact with the body; 1L, one-handed sign in contact with the body (including the nondominant arm); 2S, symmetrical two-handed sign, both hands active and with the same hand shape; 2AS, asymmetrical two-handed sign, one hand acting on the other—hand shapes may be the same or different. Parts: 1 = one part/one syllable; 2 = two parts/two syllables; 3 = three parts/three syllables

References

- Andin, J., Orfanidou, E., Cardin, V., Holmer, E., Capek, C. M., Woll, B., Rudner, M. (2013). Similar digit-based working memory in deaf signers and hearing non-signers despite digit span differences. *Frontiers in Psychology*, 4, 942. doi:10.3389/fpsyg.2013.00942
- Andin, J., Rönnerberg, J., & Rudner, M. (2014). Deaf signers use phonology to do arithmetic. *Learning and Individual Differences*, 32, 246–253. doi:10.1016/j.lindif.2014.03.015
- Baddeley, A. (2012). Working memory: Theories, models, and controversies. *Annual Review of Psychology*, 63, 1–29. doi:10.1146/annurev-psych-120710-100422
- Barch, D. M., Braver, T. S., Nystrom, L. E., Forman, S. D., Noll, D. C., & Cohen, J. D. (1997). Dissociating working memory from task difficulty in human prefrontal cortex. *Neuropsychologia*, 35, 1373–1380. doi:10.1016/S0028-3932(97)00072-9
- Bavelier, D., Dye, M. W. G., & Hauser, P. C. (2006). Do deaf individuals see better? *Trends in Cognitive Sciences*, 10, 512–518. doi:10.1016/j.tics.2006.09.006
- Boutla, M., Supalla, T., Newport, E. L., & Bavelier, D. (2004). Short-term memory span: insights from sign language. *Nature Neuroscience*, 7, 997–1002.
- Brien, D. (1992). *Dictionary of British Sign Language*. London, UK: Faber & Faber.
- Cardin, V., Orfanidou, E., Rönnerberg, J., Capek, C. M., Rudner, M., & Woll, B. (2013). Dissociating cognitive and sensory neural plasticity in human superior temporal cortex. *Nature Communications*, 4, 1473. doi:10.1038/ncomms2463
- Classon, E., Rudner, M., & Rönnerberg, J. (2013). Working memory compensates for hearing related phonological processing deficit. *Journal of Communication Disorders*, 46, 17–29. doi:10.1016/j.jcomdis.2012.10.001
- Conrad, R. (1972). Short term memory in the deaf: A test for speech coding. *British Journal of Psychology*, 67, 173–180.
- Cormier, K., Schembri, A., Vinson, D., & Orfanidou, E. (2012). First language acquisition differs from second language acquisition in prelingually deaf signers: Evidence from grammatical processing of British Sign Language. *Cognition*, 124, 50–65. doi:10.1016/j.cognition.2012.04.003
- Cowan, N. (2001). The magical number 4 in short-term memory: A reconsideration of mental storage capacity. *Behavioral and Brain Sciences*, 24, 87–114. doi:10.1017/S0140525X01003922. disc. 114–185.
- Emmorey, K. (2002). *Language, cognition, and the brain: Insights from sign language research*. Mahwah, NJ: Erlbaum.
- Ericsson, K. A., & Kintsch, W. (1995). Long-term working memory. *Psychological Review*, 102, 211–245. doi:10.1037/0033-295X.102.2.211
- Forster, K. I., & Forster, J. C. (2003). DMDX: A windows display program with millisecond accuracy. *Behavior Research Methods, Instruments, & Computers*, 35, 116–124. doi:10.3758/BF03195503
- Gathercole, S. E., Frankish, C. R., Pickering, S. J., & Peaker, S. (1999). Phonotactic influences on short-term memory. *Journal of Experimental Psychology: Learning, Memory, and Cognition*, 25, 84–95. doi:10.1037/0278-7393.25.3.562
- Geraci, C., Gozzi, M., Papagno, C., & Cecchetto, C. (2008). How grammar can cope with limited short-term memory: Simultaneity and seriality in sign languages. *Cognition*, 106, 780–804. doi:10.1016/j.cognition.2007.04.014
- Hall, M. L., & Bavelier, D. (2011). Short-term memory stages in sign versus speech: The source of the serial span discrepancy. *Cognition*, 120, 54–66. doi:10.1016/j.cognition.2011.02.014
- Hedberg, T., Almquist, S., Ekevid, K., Embacher, S., Eriksson, L., Johansson, L., & Schmidt, B.

(Eds.). (2005). *Svenskt Teckenspråkslexikon [Swedish Sign Language Dictionary]*. Leksand, Sweden: Sveriges Dövas Riksförbund.

- Hulme, C., Maughan, S., & Brown, G. D. A. (1991). Memory for familiar and unfamiliar words: Evidence for a long-term memory contribution to short-term memory span. *Journal of Memory and Language*, 30, 685–701.
- Luck, S. J., & Vogel, E. K. (1997). The capacity of visual working memory for features and conjunctions. *Nature*, 390, 279–281. doi:10.1038/36846
- Ma, W. J., Husain, M., & Bays, P. M. (2014). Changing concepts of working memory. *Nature Neuroscience*, 17, 347–356.
- MacSweeney, M., Campbell, R., & Donlan, C. (1996). Varieties of short-term memory coding in deaf teenagers. *Journal of Deaf Studies and Deaf Education*, 1, 249–262.
- MacSweeney, M., Waters, D., Brammer, M. J., Woll, B., & Goswami, U. (2008). Phonological processing in deaf signers and the impact of age of first language acquisition. *NeuroImage*, 40, 1369–1379. doi:10.1016/j.neuroimage.2007.12.047
- Mattys, S. L., Davis, M. H., Bradlow, A. R., & Scott, S. K. (2012). Speech recognition in adverse conditions: A review. *Language and Cognitive Processes*, 27, 953–978. doi:10.1080/01690965.2012.705006
- Mesch, J. (2006). Påminner nationella teckenspråk om varandra? In K. Hoyer, M. Londen, & J.-O. Östman (Eds.), *Teckenspråk: Sociala och historiska perspektiv* (pp. 71–95). Helsinki, Finland: Nordica, Institutionen för nordiska språk och nordisk litteratur, Helsingfors Universitet.
- Miller, G. A. (1956). The magical number seven, plus or minus two: Some limits on our capacity for processing information. *Psychological Review*, 63, 81–97. doi:10.1037/h0043158
- Molander, P., Nordqvist, P., Öberg, M., Lunner, T., Lyxell, B., & Andersson, G. (2013). Internet-based hearing screening using speech-in-noise: Validation and comparisons of self-reported hearing problems, quality of life and phonological representation. *BMJ Open*, 3, e003223. doi:10.1136/bmjopen-2013-003223
- Orfanidou, E., Adam, R., McQueen, J. M., & Morgan, G. (2009). Making sense of nonsense in British Sign Language (BSL): The contribution of different phonological parameters to sign recognition. *Memory & Cognition*, 37, 302–315. doi:10.3758/MC.37.3.302
- Orfanidou, E., Adam, R., Morgan, G., & McQueen, J. M. (2010). Recognition of signed and spoken language: Different sensory inputs, the same segmentation procedure. *Journal of Memory and Language*, 62, 272–283.
- Orsini, A., Grossi, D., Capitani, E., Laiacona, M., Papagno, C., & Vallar, (1987). Verbal and spatial immediate memory span: Normative data from 1355 adults and 1112 children. *Italian Journal of Neurological Sciences*, 8, 539–548.
- Rönnerberg, J., Lunner, T., Zekveld, A. A., Sörqvist, P., Danielsson, H., Lyxell, B., . . . Rudner, M. (2013). The Ease of Language Understanding (ELU) model: Theoretical, empirical, and clinical. *Frontiers in Human Neuroscience*, 7, 31. doi:10.3389/fnhum.2013.00031
- Rönnerberg, J., Rudner, M., & Ingvar, M. (2004). Neural correlates of working memory for Sign Language. *Cognitive Brain Research*, 20, 165–182.
- Rudner, M. (2015). Working memory for meaningless manual gestures. *Canadian Journal of Experimental Psychology*, 69, 72–79. doi:10.1037/cep0000033
- Rudner, M., Andin, J., & Rönnerberg, J. (2009). Working memory, deafness and sign language. *Scandinavian Journal of Psychology*, 50, 495–505. doi:10.1111/j.1467-9450.2009.00744.x
- Rudner, M., Davidsson, L., & Rönnerberg, J. (2010). Effects of age on the temporal organization of working memory in deaf signers. *Aging, Neuropsychology, and Cognition*, 17, 360–383. doi:10.1080/13825580903311832
- Rudner, M., Fransson, P., Ingvar, M., Nyberg, L., & Rönnerberg, J. (2007). Neural representation of binding lexical signs and words in the episodic buffer of working memory. *Neuropsychologia*, 45, 2258–2276.
- Rudner, M., Karlsson, T., Gunnarsson, J., & Rönnerberg, J. (2013). Levels of processing and language modality specificity in working memory. *Neuropsychologia*, 51, 656–666. doi:10.1016/j.neuropsychologia.2012.12.011
- Rudner, M., & Lunner, T. (2014). Cognitive spare capacity and speech communication: A

narrative overview. *BioMed Research International*, 2014(869726), 1–10.
doi:10.1155/2014/869726

- Rudner, M., & Rönnerberg, J. (2008a). Explicit processing demands reveal language modality specific organization of working memory. *Journal of Deaf Studies and Deaf Education*, 13, 466–484. doi:10.1093/deafed/enn005
- Rudner, M., & Rönnerberg, J. (2008b). The role of the episodic buffer in working memory for language processing. *Cognitive Processing*, 9, 19–28. doi:10.1007/s10339-007-0183-x
- Rudner, M., Toscano, E., & Holmer, E. (2015). Load and distinctness interact in working memory for lexical manual gestures. *Frontiers in Psychology*, 6, 1147. doi:10.3389/fpsyg.2015.01147
- Sandler, W., & Lillo-Martin, D. (2006). *Sign language and linguistic universals*. New York, NY: Cambridge University Press.
- Stanislaw, H., & Todorov, N. (1999). Calculation of signal detection theory measures. *Behavior Research Methods, Instruments, & Computers*, 31, 137–149. doi:10.3758/BF03207704
- Studebaker, G. A. (1985). A Brationalized^ arcsine transform. *Journal of Speech and Hearing Research*, 28, 455–462.
- Sutton-Spence, R., & Woll, B. (1999). *The linguistics of BSL: An introduction*. Cambridge, UK: Cambridge University Press.
- Sweet, L. H., Paskavitz, J. F., Haley, A. P., Gunstad, J. J., Mulligan, R. C., Nyalakanti, P. K., & Cohen, R. A. (2008). Imaging phonological similarity effects on verbal working memory. *Neuropsychologia*, 46, 1114–1123. doi:10.1016/j.neuropsychologia.2007.10.022
- Thompson, R. L., Vinson, D. P., Woll, B., & Vigliocco, G. (2012). The road to language learning is iconic: Evidence from British Sign Language. *Psychological Science*, 23, 1443–8. doi:10.1177/0956797612459763
- Vinson, D., Cormier, K., Denmark, T., Schembri, A., & Vigliocco, G. (2008). The British Sign Language (BSL) norms for age of acquisition, familiarity, and iconicity. *Behavior Research Methods*, 40, 1079–1087. doi:10.3758/BRM.40.4.1079
- Wechsler, D. (1999). *Wechsler Abbreviated Scale of Intelligence (WASI): Block design and matrix reasoning subtests*. San Antonio, TX: Psychological Corp.
- Wilson, M. (2001). The case for sensorimotor coding in working memory. *Psychonomic Bulletin & Review*, 8, 44–57. doi:10.3758/BF03196138
- Wilson, M., & Fox, G. (2007). Working memory for language is not special: Evidence for an articulatory loop for novel stimuli. *Psychonomic Bulletin & Review*, 14, 470–473. doi:10.3758/BF03194091
- Woll, B. (1984). Comparing sign languages. In F. Loncke, P. Boyes-Braem, & Y. Lebrun (Eds.), *Recent research on European sign languages* (pp. 79–92). Lisse, Switzerland: Swets & Zeitlinger.
- Zekveld, A. A., Rudner, M., Johnsrude, I. S., Festen, J. M., Van Beek, J. H. M., & Rönnerberg, J. (2011). The influence of semantically related and unrelated text cues on the intelligibility of sentences in noise. *Ear and Hearing*, 32, e16 – e25. doi: 10.1097/AUD.0b013e318228036a